




Reception

Where am I?




EAD2 - To return to and build on their previous learning, refining ideas and developing their ability to represent them.

- 2a I can talk about any problems with my painting/model etc.
- 2b I can talk about how I might solve any problems with my work.
- 2c I can think of ways to improve my work.

PD 4 – To develop their small motor skills so they can use a range of tools confidently, safely and confidently such as pencils, paintbrushes etc.

- I can hold and use tools correctly.
- I know how to keep myself and other safe when using tools.

Celebrations around the World






EAD3 - To create collaboratively sharing ideas, resources and skills.

- 3a I can talk about my creative ideas with a friend/ friends.
- 3b can work with a friend/friends to make our idea.
- 3c I can look at the work of artists and say what I like or dislike.
- 3d I can use some ideas from the work of artists.




PD 4 – To develop their small motor skills so they can use a range of tools confidently, safely and confidently such as pencils, paintbrushes etc.

- I can hold and use tools correctly.
- I know how to keep myself and other safe when using tools.

## Year One

<b>People</b>		<b>Drawing</b>
	Children will learn how to draw people <ul style="list-style-type: none"> <li>To develop a wide range of techniques in using colour, pattern, texture, line, shape, form and space.</li> </ul>	
<b>Pop Art</b>		<b>Painting</b>
	Children will create an original art work in the Pop Art style, 1950-60s. <ul style="list-style-type: none"> <li>To use drawing, painting and sculpture to develop and share their ideas, experiences and imagination.</li> <li>To learn about the work of a range of artists, craft makers and designers, describing the differences and similarities between different practices and disciplines, and making links to their own work</li> </ul>	
<b>Clay People</b>		<b>Sculpture</b>
	Children will create a clay person inspired by the work of artists Antony Gormley and Henri Moore <ul style="list-style-type: none"> <li>To use a range of materials creatively to design and make products.</li> <li>To use drawing, painting and sculpture to develop and share their ideas, experiences and imagination.</li> <li>To develop a wide range of art and design techniques in using colour, pattern, texture, line, shape, form and space.</li> <li>About the work of a range of artists, craft makers and designers describing the differences and similarities between different practices and disciplines, and making links to their own work.</li> </ul>	

## Year Two

<b>Plants</b>		<b>Drawing</b>
	Children will learn how to draw plants and leaves using a sketching pencil. <ul style="list-style-type: none"> <li>To develop a wide range of techniques in using colour, pattern, texture, line, shape, form and space.</li> </ul>	
<b>Fauvism - Matisse</b>		<b>Painting</b>
	Children will create their own original art work in the Fauvist style <ul style="list-style-type: none"> <li>To use drawing, painting and sculpture to develop and share their ideas, experiences and imagination.</li> <li>To learn about the work of a range of artists, craft makers and designers, describing the differences and similarities between different practices and disciplines, and making links to their own work.</li> </ul>	
<b>William Morris</b>		<b>Craft &amp; Design</b>
	Children will make their own printed wallpaper inspired by the work of a craftsperson – William Morris. <ul style="list-style-type: none"> <li>To use a range of materials creatively to design and make products.</li> <li>To use drawing, painting and sculpture to develop and share their ideas, experiences and imagination.</li> <li>To develop a wide range of art and design techniques in using colour, pattern, texture, line, shape, form and space.</li> <li>About the work of a range of artists, craft makers and designers describing the differences and similarities between different practices and disciplines, and making links to their own work.</li> </ul>	

## Year Three

### Still Life

### Drawing



Children will learn how to draw a still life composition using a sketching pencil and a variety of lines. Children will be introduced to using different grades of pencil.

- To improve their mastery of art and design techniques, including drawing, drawing, painting and sculpture with a range of materials.
- To create sketch books to record observations and use them to review and revisit ideas.

### Cubist Expressionist Style

### Painting



Children will create a painting that captures emotion in the Cubist/Expressionist style, 1905-1920.

- To create sketchbooks to record their observations and use them to review and revisit ideas.
- To improve their mastery of art and design techniques, including drawing, painting and sculpture with a range of materials.
- To learn about great artists.

•

### Digital and Textiles Mixed Media

### Craft and Design



Children will create their own mixed media composition, including textiles, inspired by the work of artists.

- to create sketchbooks to record their observations and use them to review and revisit
- to improve their mastery of art and design techniques, including drawing, painting and sculpture with a range of materials (eg pencil, charcoal, pain and clay.)
- about great artists, architects and designers in history.

## Year Four

### Portraits

### Drawing



Children will draw a portrait using a variety of lines and showing light and shaded areas. Children will use different grades of pencil and charcoal.

- To improve their mastery of art and design techniques, including drawing, drawing, painting and sculpture with a range of materials.
- To create sketch books to record observations and use them to review and revisit ideas.

### Post-Impressionist Sky

### Painting



Children will paint a picture in the Post-impressionism style, 1885 – 1910, that captures a night-time sky.

- To create sketchbooks to record their observations and use them to review and revisit ideas.
- To improve their mastery of art and design techniques, including drawing, painting and sculpture with a range of materials.
- To improve their mastery of art and design techniques, including drawing, painting and sculpture with a range of materials.

•

### Mixed Media

### Craft and Design



Children will create their own mixed media composition inspired by the works of artists.

- to create sketchbooks to record their observations and use them to review and revisit
- to improve their mastery of art and design techniques, including drawing, painting and sculpture with a range of materials (e.g. pencil, charcoal, pain and clay.)
- about great artists, architects and designers in history.

## Year Five

### Landscapes

### Drawing



Children will draw a landscape using sketching pencils and charcoal.

- To improve their mastery of art and design techniques, including drawing, drawing, painting and sculpture with a range of materials.
- To create sketch books to record observations and use them to review and revisit ideas.

### The Impressionists

### Painting



Children will capture the outdoors in the style of Impressionist artist using watercolours.

- To create sketchbooks to record their observations and use them to review and revisit ideas.
- To improve their mastery of art and design techniques, including drawing, painting and sculpture with a range of materials.
- To improve their mastery of art and design techniques, including drawing, painting and sculpture with a range of materials.

### Wire Sculpture

### Sculpture



Children will create their own wire sculpture inspired by the work of artist: Alexander Calder.

- to create sketchbooks to record their observations and use them to review and revisit
- to improve their mastery of art and design techniques, including drawing, painting and sculpture with a range of materials (e.g. pencil, charcoal, pain and clay.)
- about great artists, architects and designers in history.

## Year Six

### Buildings

### Drawing



Children will draw buildings showing a knowledge of vanishing points and perspective. They will use sketching pencil and fine ink pens.

- To create sketchbooks to record their observations and use them to review and revisit ideas.
- To improve their mastery of art and design techniques, including drawing, painting and sculpture with a range of materials.
- To improve their mastery of art and design techniques, including drawing, painting and sculpture with a range of materials.

### Self Portraits

### Painting



Children will paint a self-portrait that captures individual personality and experiences

- To create sketchbooks to record their observations and use them to review and revisit ideas.
- To improve their mastery of art and design techniques, including drawing, painting and sculpture with a range of materials.
- To improve their mastery of art and design techniques, including drawing, painting and sculpture with a range of materials.

### Figures in Clay and Foil

### Sculpture



Children will create their own clay sculpture inspired by the work of artists.

- to create sketchbooks to record their observations and use them to review and revisit
- to improve their mastery of art and design techniques, including drawing, painting and sculpture with a range of materials (e.g. pencil, charcoal, pain and clay.)
- about great artists, architects and designers in history.